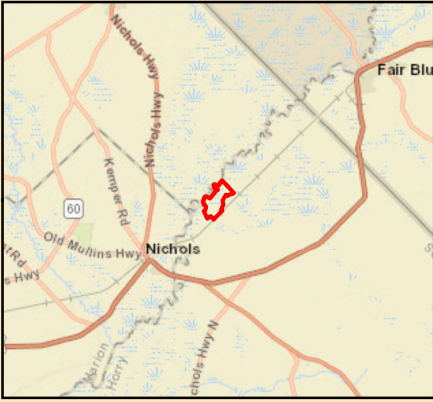
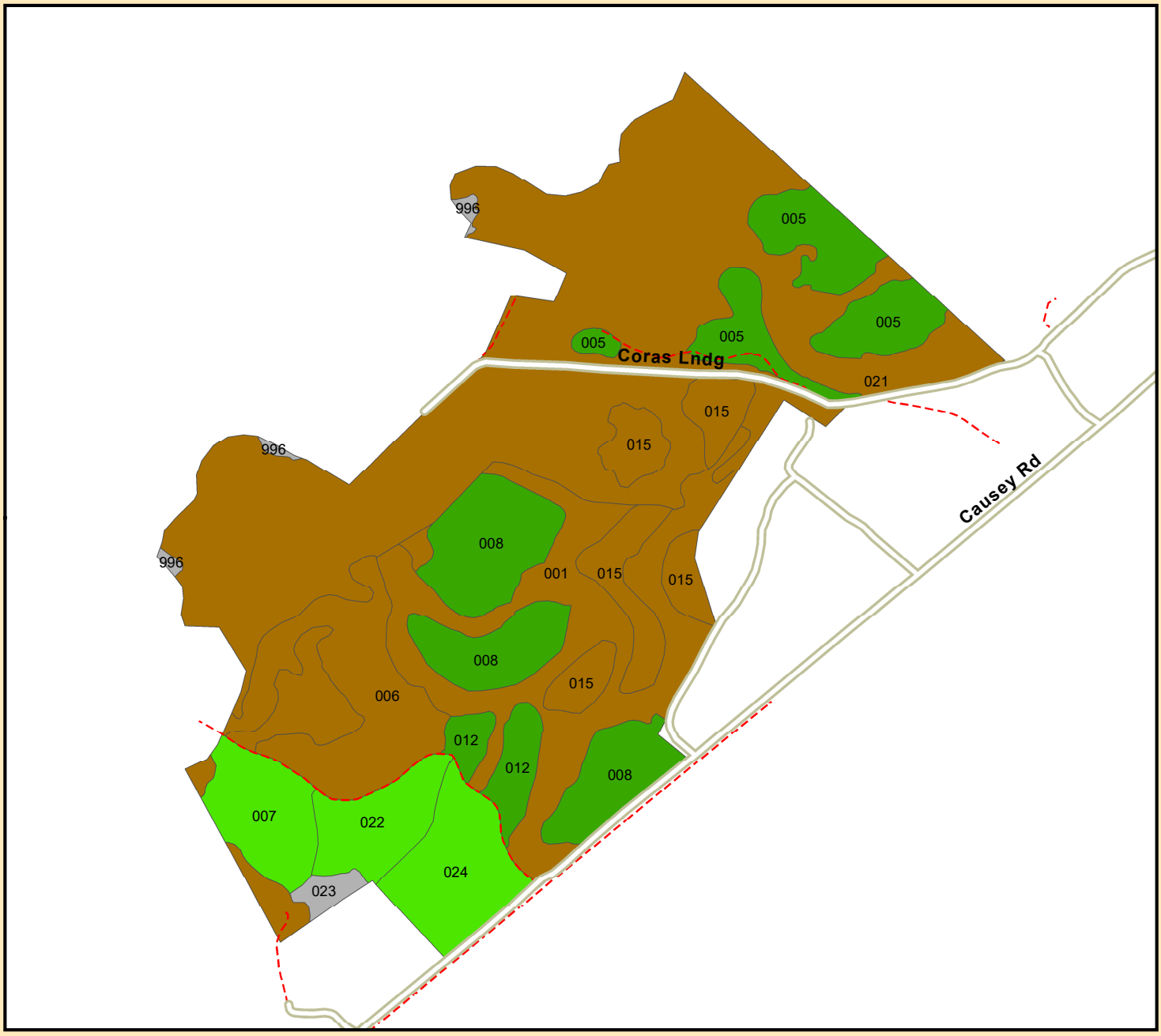






**ETO-5301**  
**Horry County, SC**  
**+/- 291 acres**  
**1/14/2021**



ANY INFORMATION PROVIDED ABOUT THE PROPERTY BY OWNER, ITS MANAGER AND THEIR RESPECTIVE AGENTS, EMPLOYEES AND REPRESENTATIVES ARE SOLELY FOR THE CONVENIENCE OF THE PROSPECTIVE BUYER. NO PARTIES GUARANTEE, REPRESENT OR WARRANT MAP SCALE OR ACCURACY, TIMBER STAND INFORMATION, ACREAGE ESTIMATES, NUMBER OF TREES, TIMBER VOLUMES, OR ANY OTHER INFORMATION. ALL INFORMATION SHOULD BE INDEPENDENTLY VERIFIED BY THE RECIPIENT. SALE OFFERING IS SUBJECT TO CHANGE, AT ANY TIME OR WITHOUT NOTICE, INCLUDING BUT NOT LIMITED TO: WITHDRAWAL FROM MARKET, PRICE CHANGE OR PRIOR SALE. ALL PURCHASE OFFERS AND SALES ARE SUBJECT TO OWNER'S APPROVAL. OWNER HAS NO OBLIGATION TO CONVEY ANY PROPERTY UNLESS OWNER AND A PURCHASER SIGN AND DELIVER A DEFINITIVE PURCHASE AND SALE AGREEMENT. THE TERMS OF ANY DEFINITIVE PURCHASE AND SALE AGREEMENT SHALL CONTROL AND GOVERN ALL MATTERS BETWEEN OWNER AND A PURCHASER.

**Map Legend**

-  Merch Plantation
-  Natural Pine/Hardwood
-  NonForest
-  Pre-merch Plantation

**ETO-5301**  
**Horry County, SC**  
**+/- 291 acres**  
**1/14/2021**

<b>Tract Name</b>	<b>Stand</b>	<b>Gross Acres</b>	<b>Net Acres</b>	<b>Established Year</b>	<b>Cover Type</b>
ETO-5301	001	35.12	34.73	1997	Hardwood Non-Convertible
ETO-5301	005	19.65	19.31	2005	Pine Plantation
ETO-5301	006	20.76	20.32	1932	Hardwood Non-Convertible
ETO-5301	007	9.90	9.68	2010	Pine Plantation
ETO-5301	008	27.26	27.02	1998	Pine Plantation
ETO-5301	012	5.98	5.74	1998	Pine Plantation
ETO-5301	015	17.80	17.80	1997	Hardwood Non-Convertible
ETO-5301	021	129.19	126.72	1932	Hardwood Non-Convertible
ETO-5301	022	8.73	8.42	2010	Pine Plantation
ETO-5301	023	1.69	0.00	9998	NP - Other
ETO-5301	024	13.48	12.64	2010	Pine Plantation
ETO-5301	996	0.98	0.00	9998	NP - Water